


ULSTER COUNTY



Executive Budget Summary 2012

TABLE OF CONTENTS

<u>Page</u>	<u>Page</u>	<u>Page</u>
EXHIBIT A – Summary Of Budget..... 1	APPROPRIATED FUND BALANCE..... 9	COMPARISON OF PROPERTY TAX TO TOTAL APPROPRIATIONS..... 17
EXHIBIT B – Executive Budget By Fund..... 2	MAJOR COST CENTERS..... 10	SALES TAX HISTORY..... 18
EXHIBIT C – Estimated Fund Balance..... 3	REVENUE SUMMARY..... 12	SUMMARY OF DSS EXPENDITURES..... 19
STATEMENT OF DEBT – Serial Bonds..... 4	CONSTITUTIONAL TAX LIMIT..... 14	VEHICLE REQUESTS..... 20
STATEMENT OF DEBT - Bans..... 5	CONSTITUTIONAL DEBT LIMIT..... 15	POSITIONS NOT FUNDED..... 21
STATEMENT OF DEBT – Authorized and Unissued..... 6	ULSTER COUNTY TAX APPORTIONMENT..... 16	REAL PROPERTY TAX EXEMPTION REPORT 22
PROPERTY TAX CAP CALCULATION..... 8		

EXHIBIT A

**2012 ULSTER COUNTY
EXECUTIVE BUDGET
SUMMARY OF BUDGET - ALL FUNDS**

TOTAL APPROPRIATIONS OF ALL FUNDS EXCLUDING INTERFUND ITEMS AS SHOWN IN EXHIBIT B	357,534,663	
DEFERRED PROPERTY TAX REVENUES	<u>750,000</u>	
TOTAL EXPENSES		<u>358,284,663</u>
ESTIMATED REVENUES – EXCLUDING INTERFUND ITEMS		267,924,274
APPROPRIATED FUND BALANCES AS SHOWN IN EXHIBIT B		
GENERAL FUND (A) - <i>Fund Balance</i>	10,850,000	
DEBT SERVICE FUND (V) - <i>Fund Balance.</i>	<u>650,000</u>	
TOTAL APPROPRIATED FUND BALANCES		<u>11,500,000</u>
TOTAL REVENUES		<u>279,424,274</u>
TOTAL REAL ESTATE TAX LEVY		<u>78,860,389</u>

EXHIBIT B

**2012 ULSTER COUNTY
EXECUTIVE BUDGET BY FUND**

	TOTAL ALL FUNDS	GENERAL FUND FUND (A)	COMMUNITY DEVELOPMENT FUND (B)	ENTERPRISE FUND (C)	COUNTY ROAD FUND (D)	ROAD MACHINERY FUND (E)	SELF INSURANCE FUND (S)	DEBT SERVICE FUND (V)
Appropriations (Excluding Interfund Transfers)	357,534,663	293,421,507	1,647,989	29,192,259	10,355,977	3,364,242	9,286,239	10,266,450
Interfund Appropriations	5,188,793			2,405,793	2,783,000			
Total Appropriations by fund	362,723,456	293,421,507	1,647,989	31,598,052	13,138,977	3,364,242	9,286,239	10,266,450
Deferred property tax	750,000	750,000						
Total	363,473,456	294,171,507	1,647,989	31,598,052	13,138,977	3,364,242	9,286,239	10,266,450

LESS

Estimated Revenues (Other than real estate taxes and excluding interfund items)	267,924,274	227,626,766	1,647,989	26,039,019	2,850,761	453,500	9,286,239	20,000
Interfund Revenues	5,188,793	2,405,793				2,783,000		
Sub-Total	273,113,067	230,032,559	1,647,989	26,039,019	2,850,761	3,236,500	9,286,239	20,000
Appropriated Fund Balance	11,500,000	10,850,000						650,000
Total Revenues	284,613,067	240,882,559	1,647,989	26,039,019	2,850,761	3,236,500	9,286,239	670,000
Amount to be raised by levy by fund	78,860,389	53,288,948		5,559,033	10,288,216	127,742		9,596,450
Total	363,473,456	294,171,507	1,647,989	31,598,052	13,138,977	3,364,242	9,286,239	10,266,450

Total Real Property Tax Levy:	78,860,389	53,288,948		5,559,033	10,288,216	127,742		9,596,450
--------------------------------------	------------	------------	--	-----------	------------	---------	--	-----------

EXHIBIT C

ESTIMATED FUND BALANCE

*At end of present fiscal year after
deducting all estimated encumbrances*

GENERAL FUND	22,994,338
COMMUNITY DEVELOPMENT	667,185
ENTERPRISE FUND	0
COUNTY ROAD FUND	238,043
ROAD MACHINERY FUND	977,615
DEBT FUND	1,299,454
TOTAL	26,176,635

STATEMENT OF DEBT

As of September 30, 2011

DEBT OUTSTANDING	ISSUE DATE	MATURITY DATE	INTEREST RATE	PRINCIPAL AMOUNT OUTSTANDING
Serial Bonds: County				
Public Improvements	January-1992	January-2012	4.65%	8,940
Public Improvements	November-1994	November-2013	6.45%	524,300
Public Improvements	November-2005	November-2024	4.29%	22,710,000
Law Enforcement Center	April-2006	November-2029	4.44%	42,420,000
Public Improvements	November-2006	November-2021	3.85%	3,235,414
Public Improvements	November-2007	November-2022	4.00%	2,490,000
Public Improvements	November-2008	November-2023	4.44%	2,574,500
Public Improvements (Refunding Bond)	May-2009	October-2017	4.25%	1,872,837
Public Improvements (Refunding Bond)	May-2009	October-2017	4.25%	4,470,379
Public Improvements	November-2009	November-2024	3.00%	3,355,000
Public Improvements	November-2010	November-2025	3.10%	3,082,500
Serial Bonds: County				\$ 86,743,870
Serial Bonds: UTASC				
Tobacco Bonds	February-2001	December-2040	6.12-6.26%	31,330,000
Tobacco Bonds	November-2005	December-2060	6.00-7.85%	13,031,839
Serial Bonds: UTASC				\$ 44,361,839
Defeased With Tobacco Securitization				
Public Improvements	November-1995	November-2013	5.25%	1,500,000
Public Improvements	May-1997	May-2014	5.40%	2,500,000
Public Improvements	May-1999	May-2017	4.50%	2,560,000
Total Serial Bonds Defeased With Tobacco Proceeds:				\$ 6,560,000
Total Serial Bonds: County				\$ 137,665,709
Serial Bonds: UCCC				
Public Improvements	January-1992	January-2012	5.95%	241,060
Public Improvements	November-1994	November-2013	6.45%	100,700
Public Improvements	November-2006	November-2021	3.85%	469,586
Public Improvements	November-2007	November-2022	4.00%	1,270,000
Public Improvements	November-2008	November-2023	4.44%	85,500
Public Improvements (Refunding Bond)	May-2009	October-2017	4.25%	1,742,163
Public Improvements (Refunding Bond)	May-2009	October-2017	4.25%	484,621
Total Serial Bonds: UCCC				\$ 4,393,630
Total Serial Bonds per Long-Term Debt:				\$ 142,059,339

STATEMENT OF DEBT

As of September 30, 2011

DEBT OUTSTANDING	ISSUE DATE	MATURITY DATE	INTEREST RATE	PRINCIPAL AMOUNT OUTSTANDING
<i>Bond Anticipation Notes:</i>				
UCCC Safety and Nursing Labs - Capital Project #286	November-2010	November-2011	1.25%	750,000
Law Enforcement Center - Capital Project #236	November-2010	November-2011	1.25%	4,140,000
Saugerties Sewer District Project - Capital Project #302	November-2010	November-2011	1.25%	500,000
Reconstruction of County Roads - Capital Project #292	November-2010	November-2011	1.25%	350,000
Highway Equipment - Capital Project #284	November-2010	November-2011	1.25%	475,000
Route 213 Box Culvert - Capital Project #329	November-2010	November-2011	1.25%	200,000
Zena Box Culvert - Capital Project #330	November-2010	November-2011	1.25%	200,000
Ulisterville-County Line Bridge - Capital Project #331	November-2010	November-2011	1.25%	300,000
Olivera Bridge - Capital Project #332	November-2010	November-2011	1.25%	350,000
<i>Total Bond Anticipation Notes:</i>				\$ 7,265,000
TOTAL DEBT OUTSTANDING: <i>(Includes Tobacco Debt of \$50,921,839)</i>				\$ 149,324,339

DEBT AUTHORIZED AND UNISSUED

As of September 30, 2011

SERIAL BONDS AUTHORIZED/UNISSUED	PROJECT NUMBER	AUTHORIZATION DATE	AUTHORIZED AMOUNT UNISSUED
Mount Marion Bridge (HBRR)	131	Dec. 3, 1998	116,000
State Aid Local Bridges (SALB)	165	Jun. 14, 1990, Sep. 12, 1991, Nov. 13, 1997	16,371
Kerhonkson Bridge (HBRR)	234	Oct. 14, 1999, Aug. 22, 2007, Apr. 7, 2009	3,910,294
New Jail Construction	236	Mar. 2, 2007	4,140,000
Town of Lloyd Bridge (HBRR)	242	Nov. 9, 2000	2,595,441
UC Transit Facility	248	Apr. 11, 2002, Aug. 26, 2003	621,829
Purchase Development Easements I	250	Feb. 14, 2002	95,400
Coxing Road Bridge (HBRR)	252	Apr. 11, 2002	250,000
Bailey Bridge	260	Jun. 12, 2003, Jun. 14, 2006	143,833
Tongore Bridge (HBRR)	261	Oct. 14, 1999	41,215
Crowell Bridge (HBRR)	262	Oct. 14, 1999	225,000
Bert Law Bridge (HBRR)	263	Apr. 11, 2002	133,622
Sawkill School Bridge (HBRR)	264	Apr. 11, 2002	146,729
Ellenville Hospital	273	Oct. 14, 2004	634,500
Purchase of Highway Equipment	284	Apr. 7, 2009, May 18, 2010	475,000
UCCC Facilities Master Plan	286	Mar. 8, 2006, Dec. 12, 2007	2,979,626
Reconstruction Various Roads	292	Apr. 7, 2009, May 18, 2010	350,000
Reconstruction Old Post Rd. Box Culvert	299	Mar. 14, 2007	5,000
UCCC Facilities Master Plan	300	Apr. 11, 2007	55,000
Shovel Ready Saugerties Sewer District	302	Sept. 11, 2007	500,000
Reconstruction Connelly Road Bridge	309	Mar. 12, 2008	179,000
Purchase of Vehicles	315	Feb. 11, 2009	37,300
Rt. 213 Box Culvert	329	Mar. 2, 2010	200,000
Zena Box Culvert	330	Mar. 2, 2010	200,000
Ulsterville-County Line Bridge	331	Mar. 2, 2010	300,000
Oliverea Bridge	332	Mar. 2, 2010	350,000
Rail Trail Connector	334	Mar. 16, 2010	140,000
TOTAL SERIAL BONDS/BANS			\$ 18,841,160

DEBT AUTHORIZED AND UNISSUED

As of September 30, 2011

SERIAL BONDS AUTHORIZED/UNISSUED	PROJECT NUMBER	AUTHORIZATION DATE	AUTHORIZED AMOUNT UNISSUED
REVENUE ANTICIPATION NOTES			
Sales and Compensating Use Taxes		Jan. 4, 2011	10,000,000
TOTAL REVENUE ANTICIPATION NOTES			\$ 10,000,000
TAX ANTICIPATION NOES			
Real Property Taxes (2011)		Jan. 4, 2011	15,000,000
TOTAL TAX ANTICIPATION NOTES			\$ 15,000,000
TOTAL DEBT AUTHORIZED AND UNISSUED:			\$ 43,841,160

2012 EXECUTIVE BUDGET PROPERTY TAX CAP CALCULATION

2011 TAX LEVY			76,944,960
TAX BASE GROWTH FACTOR (Provided by NYS Tax & Finance)		X	<u>1.0037</u>
			77,229,656
PILOT's in 2011		+	<u>109,449</u>
			77,339,105
ALLOWABLE LEVY GROWTH	2%	X	<u>1.02</u>
			78,885,887
PILOT's in 2012 (est)		-	<u>111,638</u>
			78,774,249
RETIREMENT EXCLUSION (excess over 2% rate)		+	<u>539,455</u>
2012 TOTAL TAX LEVY CAP			79,313,704
2012 EXECUTIVE BUDGET LEVY			78,860,389

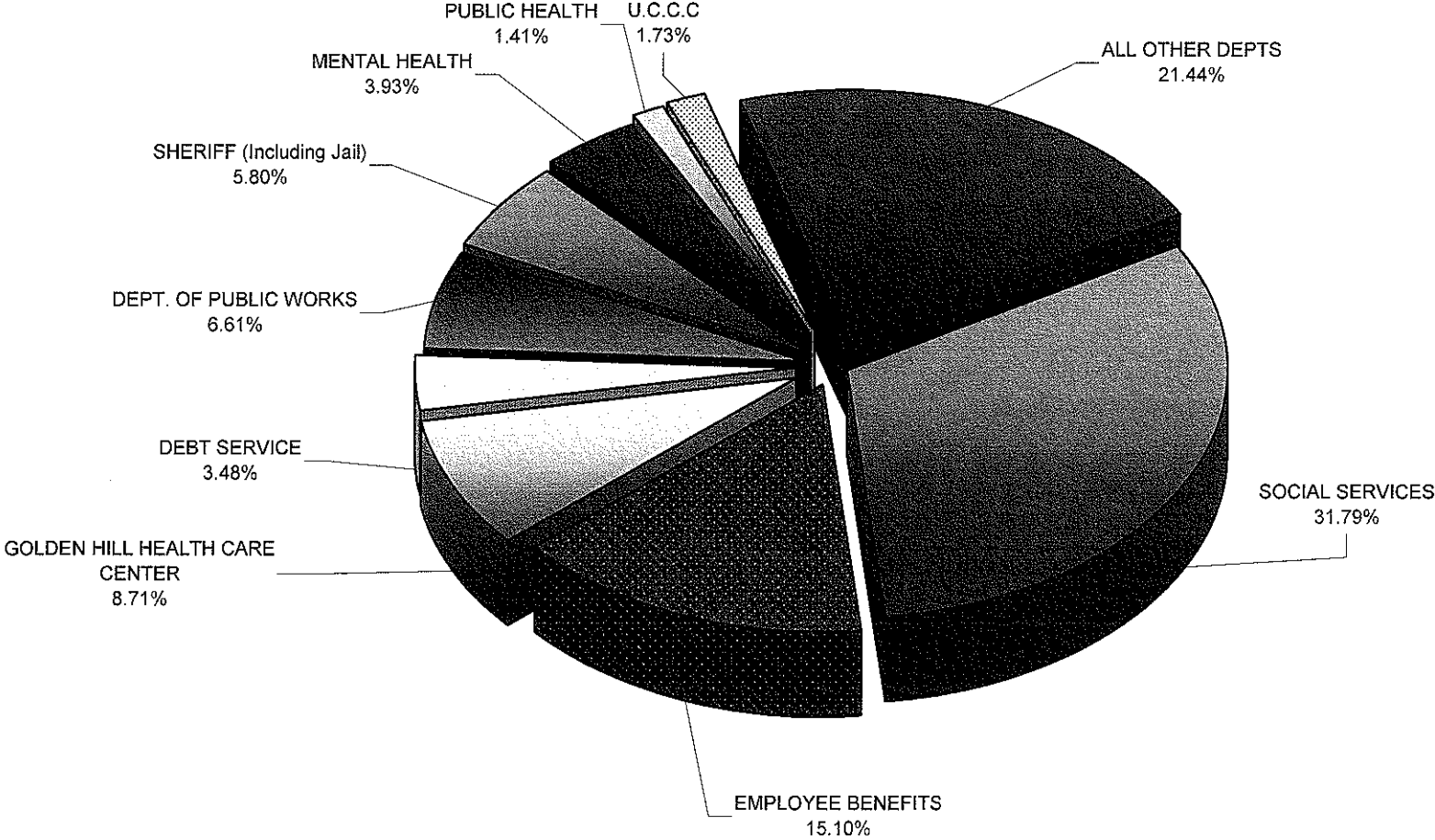
**APPROPRIATED FUND BALANCE
2012 EXECUTIVE BUDGET
2012 – 1997**

<u>BUDGET YEAR</u>	<u>APPROPRIATED FUND BALANCE</u>
2012 -----	11,500,000
2011 -----	12,369,250
2010 -----	12,379,805
2009 -----	6,977,087
2008 -----	3,250,000
2007 -----	0
2006 -----	1,600,000
2005 -----	14,972,762
2004 -----	17,484,172
2003 -----	18,939,387
2002 -----	19,618,817
2001 -----	11,679,417
2000 -----	11,575,657
1999 -----	4,535,998
1998 -----	2,605,011
1997 -----	557,470

**APPROPRIATIONS BY
MAJOR COST CENTERS
2012 EXECUTIVE BUDGET**

SOCIAL SERVICES.....	115,314,088
EMPLOYEE BENEFITS.....	54,758,030
GOLDEN HILL HEALTH CARE CENTER.....	31,598,052
DEPT. OF PUBLIC WORKS.....	23,972,368
SHERIFF (Including Jail).....	21,048,425
MENTAL HEALTH.....	14,257,283
DEBT SERVICE.....	12,616,450
U.C.C.C.....	6,280,863
PUBLIC HEALTH.....	5,113,604
These departments represent 78.56% of the total 2012 executive budget appropriations.	284,959,163
ALL OTHER DEPTS	77,764,293
2012 EXECUTIVE BUDGET APPROPRIATIONS	362,723,456

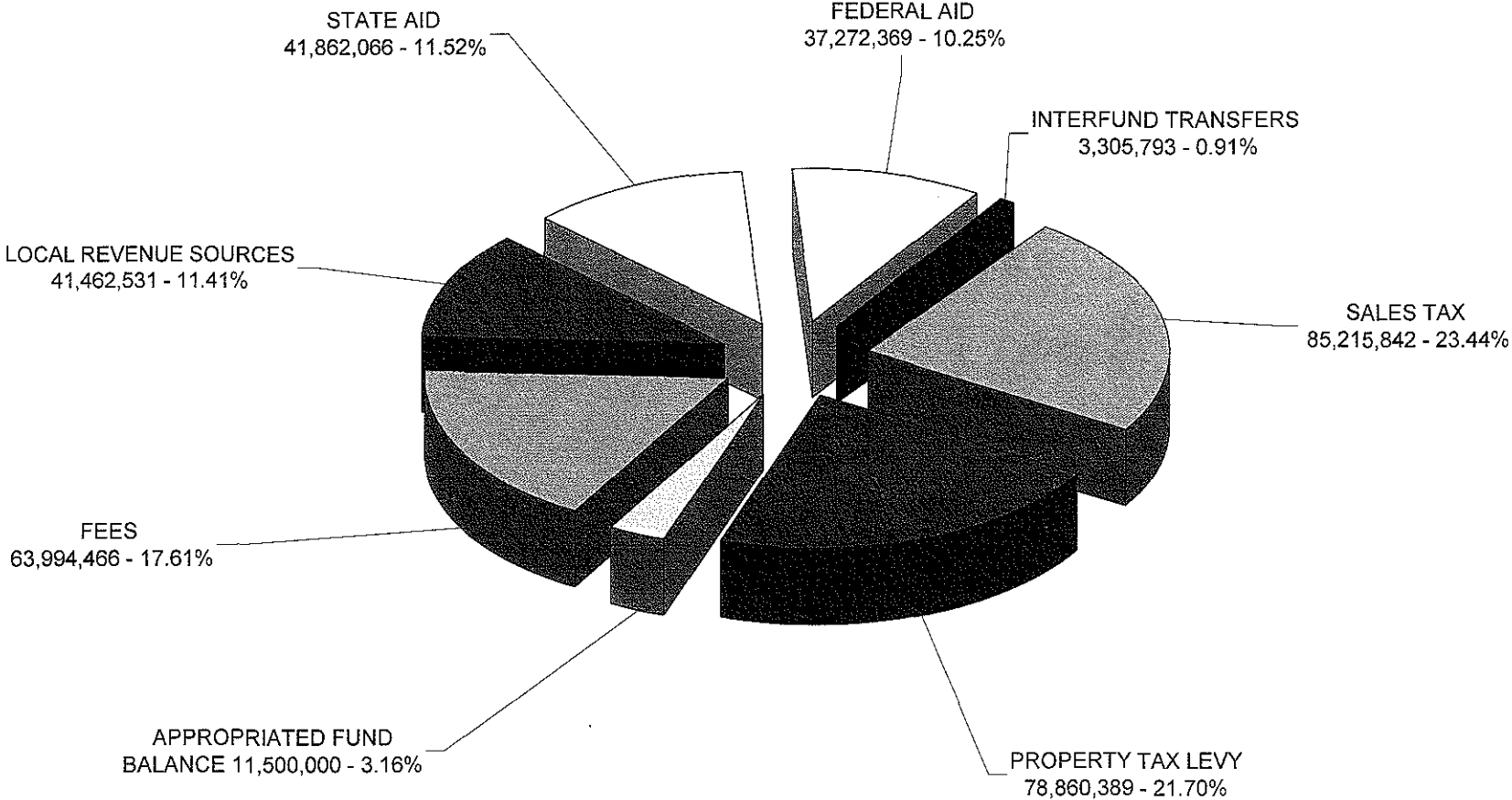
Major Cost Centers 2012 Executive Budget



REVENUES 2012 EXECUTIVE BUDGET SUMMARY

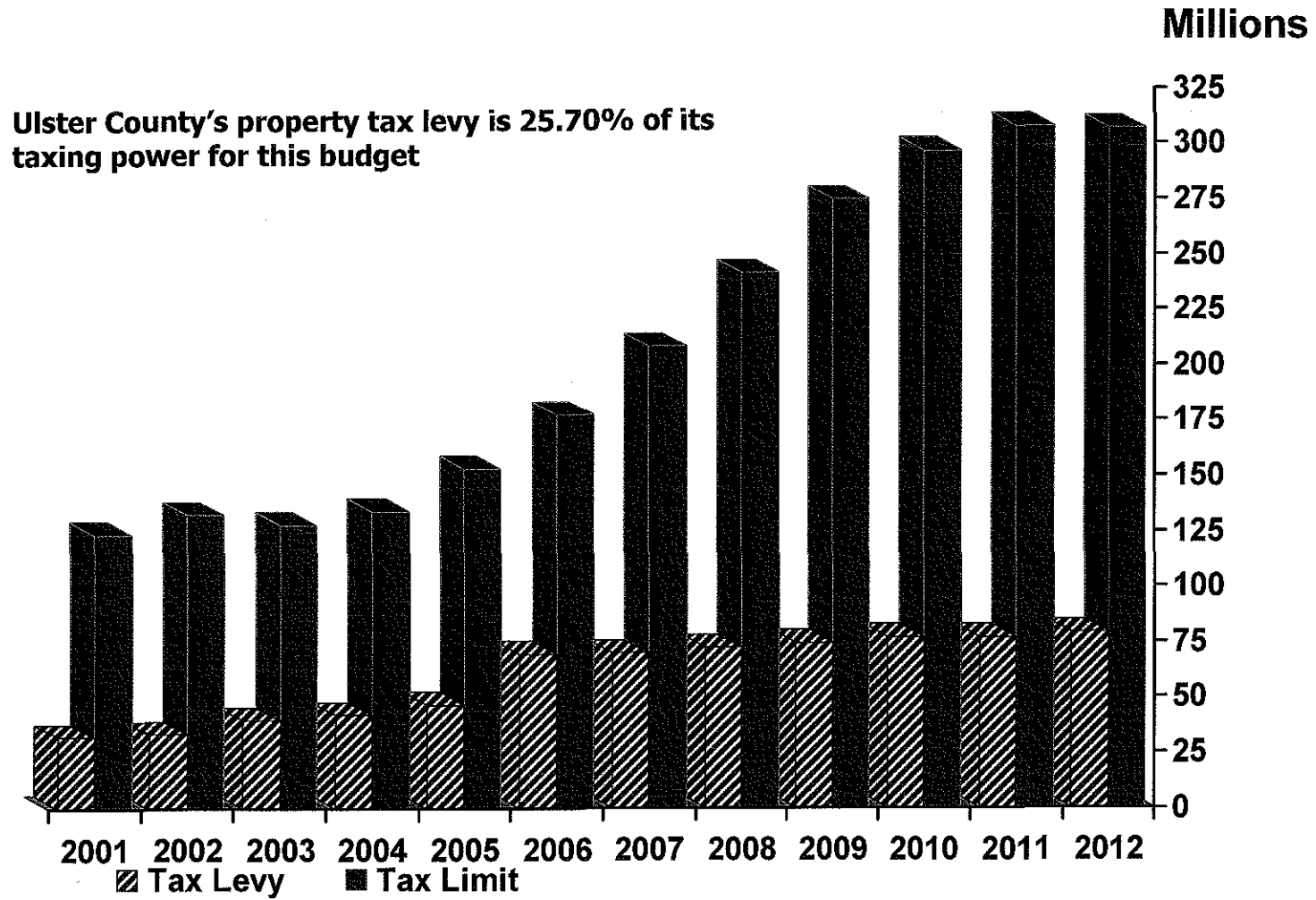
1000 SERIES – FEES.....	63,994,466
2000 SERIES – Local Revenue Sources..... <i>(Penalties, Fines, Third Party Insurance, Gifts, Intergovernmental Charges, etc.)</i>	41,462,531
3000 SERIES – STATE AID.....	41,862,066
4000 SERIES – FEDERAL AID.....	37,272,369
5000 SERIES – INTERFUND TRANSFERS.....	3,305,793
+ SALES TAX.....	85,215,842
+ TOTAL.....	273,113,067
+ REAL PROPERTY TAX LEVY.....	78,860,389
+ APPROPRIATED FUND BALANCE.....	11,500,000
GRAND TOTAL:.....	363,473,456

Revenues 2012 Executive Budget



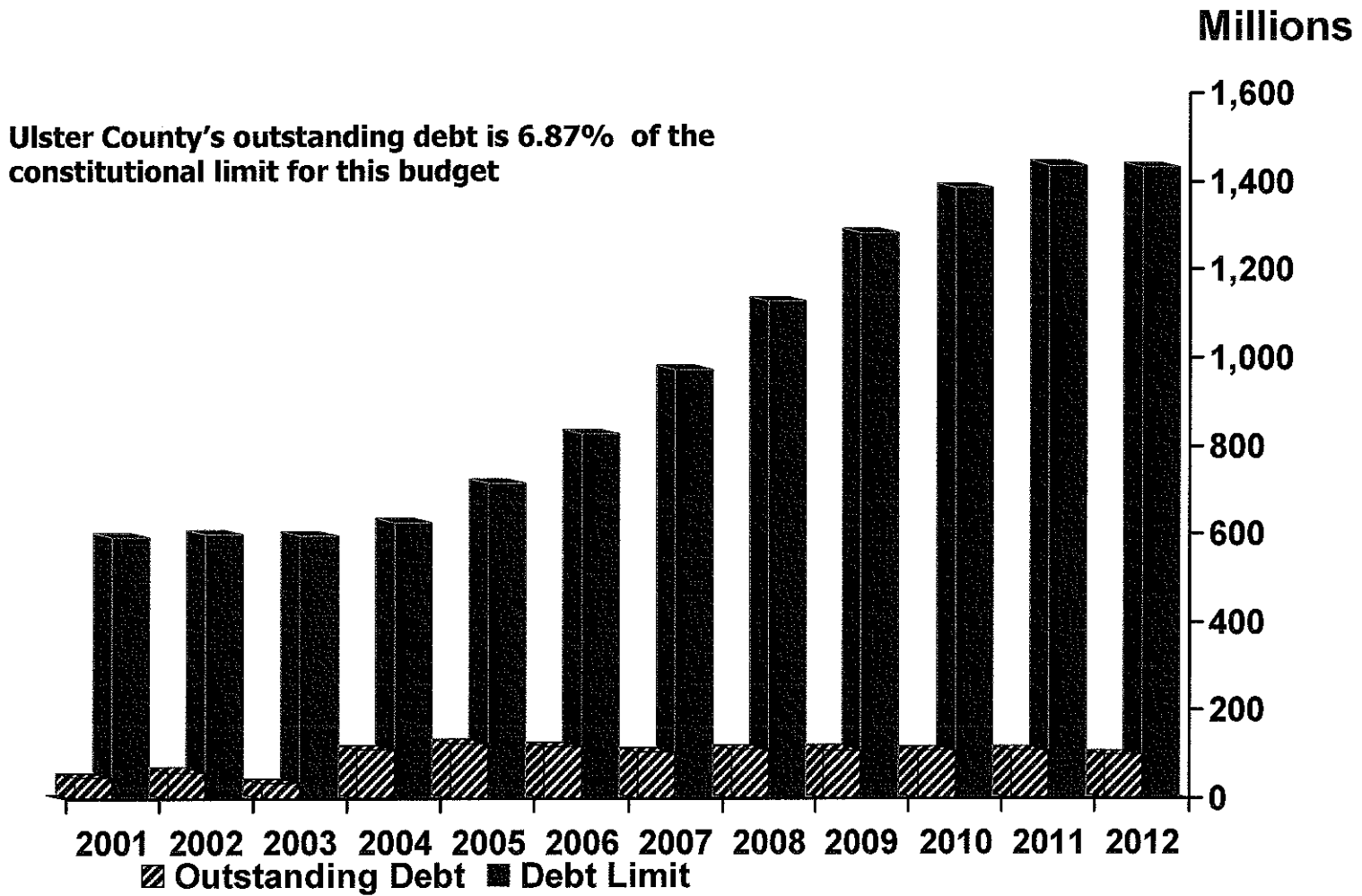
Constitutional Tax Limit

2012 Executive Budget

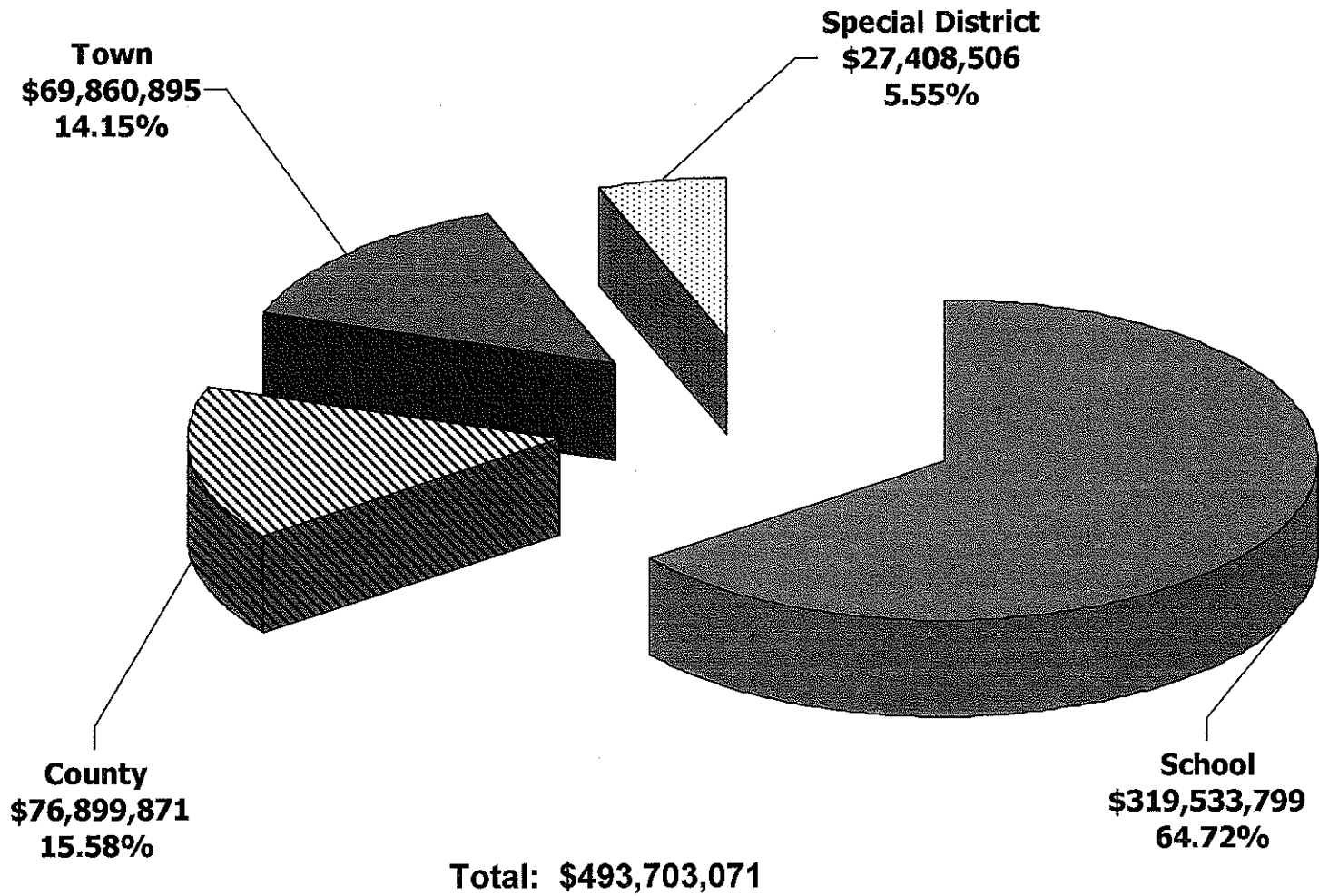


Constitutional Debt Limit

2012 Executive Budget

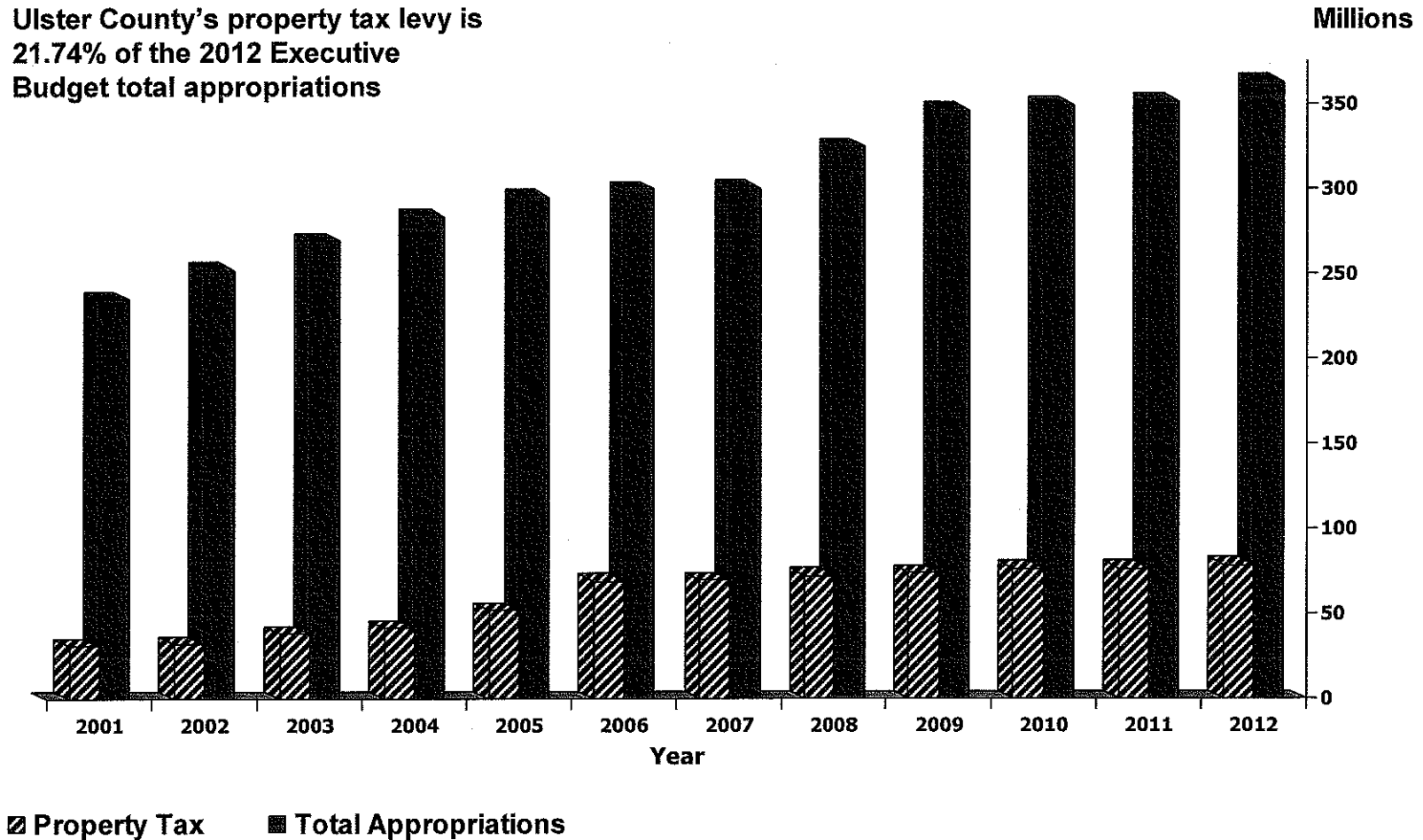


2011 Ulster County Tax Apportionment



A Comparison of Ulster County Property Tax to Total Appropriations

Ulster County's property tax levy is 21.74% of the 2012 Executive Budget total appropriations



Sales Tax History (County Share)

YEAR	ACTUAL	INCREASE/DECREASE FROM PRIOR YEAR	PERCENTAGE
* 2012	85,215,842	1,670,898	2.00%
** 2011	83,544,944	780,471	0.94%
2010	82,764,473	4,986,247	6.41%
2009	77,778,226	(6,827,100)	-8.07%
2008	84,605,326	1,369,990	1.65%
2007	83,235,336	(215,397)	-0.26%
2006	83,450,733	2,112,518	2.60%
2005	81,338,215	3,038,194	3.88%
2004	78,300,021	1,273,830	1.65%
2003	77,026,191	6,602,748	9.38%
2002	70,423,443	4,512,988	6.85%
2001	65,910,455	1,834,961	2.86%
2000	64,075,494	5,471,557	9.34%
1999	58,603,937	5,409,409	10.17%
1998	53,194,528	2,403,707	4.73%
1997	50,790,821	1,190,084	2.40%
1996	49,600,737	3,157,068	6.80%
1995	46,443,669	(837,269)	-1.77%
1994	47,280,938	10,289,610	27.82%
1993	36,991,328	(439,699)	-1.17%
1992	37,431,027	3,053,444	8.88%
1991	34,377,583	(2,948,146)	-7.90%
1990	37,325,729	1,084,906	2.99%
1989	36,240,823	2,559,643	7.60%
1988	33,681,180	-	-

* Tentative Budget

** Estimate

SOCIAL SERVICES EXPENDITURES

(2005 – Present)

	2012 EXECUTIVE BUDGET	2011 ADOPTED BUDGET	2010 ACTUAL	2009 ACTUAL	2008 ACTUAL	2007 ACTUAL	2006 ACTUAL	2005 ACTUAL
Social Services Administration	21,213,203	20,654,275	21,923,628	20,416,232	20,174,371	18,696,368	18,868,065	19,070,392
Day Care Block Grant	3,200,000	3,232,688	3,286,538	3,231,297	3,189,439	3,202,851	3,305,340	3,160,350
Services for Recipients	1,325,000	1,200,000	1,268,826	1,091,673	1,400,682	889,968	1,123,568	1,174,484
Medical Assistance	400,000	1,800,000	1,069,074	2,040,992	1,699,680	1,733,814	1,733,310	1,633,594
MMIS	36,972,592	33,037,621	29,082,360	33,111,078	33,328,985	31,788,107	31,726,071	34,539,660
IGT	2,405,793	2,050,275	1,713,654	2,299,095			94,058	282,197
Special Needs Program	2,500	2,500						
Family Assistance	12,000,000	11,500,000	11,391,157	12,071,781	10,765,665	9,921,245	11,639,631	10,295,501
Child Care/E.I.P.	27,950,000	26,855,572	25,999,523	25,510,266	23,899,908	18,845,635	20,668,996	19,785,638
Juvenile Delinquent	400,000	600,000	366,657	627,328	457,633	562,417	660,477	527,007
State Training School	400,000	400,000	616,282	107,926	899,037	299,307	97,467	170,000
Safety Net	8,700,000	7,295,774	6,919,136	6,843,053	5,183,504	4,234,158	3,873,514	3,132,558
Energy Crisis Assist. Program	165,000	190,000	152,785	166,085	270,923	1,923,371	3,960,616	3,130,361
Emergency Assistance To Adults	180,000	180,000	121,533	153,929	111,621	52,845	52,491	36,339
TOTAL DSS EXPENSES:	115,314,088	108,998,705	103,911,153	107,670,735	101,381,448	92,150,086	97,803,604	96,938,081
ALL OTHER GOVERNMENT SERVICES:	247,409,368	243,017,985	235,784,245	247,841,965	237,931,011	216,247,067	212,754,708	194,881,646
TOTAL EXPENDITURES – ALL FUNDS:	362,723,456	352,016,690	339,695,398	355,512,700	339,312,459	308,397,153	310,558,312	291,819,727
DSS AS PERCENT (%) OF TOTAL:	31.79%	30.96%	30.59%	30.29%	29.88%	29.88%	31.49%	33.22%
TOTAL DSS REVENUES:	66,005,328	64,792,671	62,810,726	66,613,249	56,445,344	54,707,470	56,472,501	57,755,502
NET COUNTY COST:	49,308,760	44,206,034	41,100,427	41,057,486	44,936,104	37,442,616	41,331,103	39,182,579

2012 Vehicle Requests

New Vehicle Requests <u>DEPARTMENT</u>	<u>VEHICLES REQUESTED</u>	<u>VEHICLES RECOMMENDED</u>	<u>VEHICLE TYPE</u>	<u>COST/ VEHICLE</u>	<u>TOTAL REQUEST</u>	<u>RECOMMENDED FOR NEW CAPITAL FINANCING</u>	<u>RECOMMENDED IN OPERATING BUDGET</u>	<u>NOT RECOMMENDED</u>
1680 Information Services	1	1	Van	\$18,000	\$18,000		\$18,000	
3110 Sheriff/Road Patrol	3	0	Sedans with equipment	\$34,000	\$102,000		\$0	\$102,000
3110 Sheriff/Road Patrol	1	0	SUV - K9 Unit with equipment	\$38,000	\$38,000		\$0	\$38,000
3110 Sheriff/Road Patrol	1	0	SUV - Detective Unit HYBRID	\$21,500	\$21,500		\$0	\$21,500
3150 Jail/Telephone Commissions	1	1	Pickup Utility Vehicle-100% Funded	\$20,060	\$20,060		\$20,060	
3150 Jail/Telephone Commissions	1	1	SUV - Prisoner Transport-100%Funded	\$31,850	\$31,850		\$31,850	
3189 Sheriff Drug Investigations	2	2	Drug Investigations-100% Funded	\$25,000	\$50,000		\$50,000	
4010 Health-All Divisions - Fleet	3	2	Sedans	\$16,000	\$48,000		\$32,000	\$16,000
5630 UCAT	2	2	30' Replacement Buses-90% Funded	\$225,000	\$450,000		\$450,000	
5630 Central Auto for DSS	5	5	Sedans	\$17,500	\$87,500		\$87,500	
Total Vehicles	20	14			\$866,910	\$0	\$689,410	\$177,500

SUMMARY:

	Vehicles	Vehicle Financing
Requested	20	\$866,910
Capital Financing Recommended	0	\$0
Recommended in Operating Budget	14	\$689,410
Not Recommended	6	\$177,500

Positions Not Funded in 2012 Executive Budget

<u>Vacant Position</u>						<u>Full Year Layoffs</u>					
<u>Department Name</u>	<u>Dept #</u>	<u>Division</u>	<u>Position #</u>	<u>Title</u>	<u>2012 Salary</u>	<u>Department Name</u>	<u>Dept #</u>	<u>Division</u>	<u>Position #</u>	<u>Title</u>	<u>2012 Salary</u>
Purchasing	1345	1101	13451828	Expeditor	31,004	Mental Health	4220	2261	42201012	Cds Cl Sup	70,122
Health	4010	2203	40101405	Hme HI Aid	12,095	Mental Health	4220	2261	42201103	Chm Dep Sp	62,103
Mental Health	4220	2261	42201001	Cds Unit Ld	75,364	Mental Health	4220	2261	42201114	Chm Dep Sp	59,615
Mental Health	4220	2261	42201217	Chm Dep Sp	63,178	Mental Health	4220	2261	42201200	Trans Typ	35,645
Mental Health	4220	2261	42201225	Cds Cl Sup	61,332	Mental Health	4220	2261	42201204	Mhs Chd Sv	59,615
Mental Health	4220	2265	42201360	Chm Dep Sp	53,038	Mental Health	4220	2261	42201300	Chm Dep Sp	59,615
Mental Health	4310	2290	43101015	Mhs Prg Sup	83,687	Mental Health	4220	2264	42201120	Chm Dep Sp	60,419
Mental Health	4310	2291	43101073	Acc Clk	27,222	Mental Health	4220	2265	42201101	Chm Dep Sp	57,506
Mental Health	4320	2304	43201318	MH Spec	53,038	Highway - Engineering	5020	5020	50201216	Eng Aide	40,841
Mental Health	4320	2304	43201392	MH Spec	53,038	Highway - County Road	5110	5110	51101345	R-O-W Tech	41,635
Mental Health	4320	2304	43201400	MH Spec	53,038	Highway - Machinery	5130	5130	51301587	Machinist	41,796
Mental Health	4320	2318	43201005	MH Spec	53,038	Consumer Affairs	6620	2855	66201001	Dir Cons Aff	62,410
Mental Health	4320	2319	43201500	Psych III	79,679	Consumer Affairs	6620	2855	66201002	Sr Cnsm Adv	54,993
Employment & Training	6290	2941	62901351	Adm Aid/T	39,810	Consumer Affairs	6620	2855	66201112	Consum Adv	43,235
TOTALS BY CATEGORY:			14		738,561				14		749,550

TOTAL POSITIONS NOT FUNDED:

<u>Category</u>	<u># Positions</u>	<u>2012 Annual Salary</u>
Vacant Positions	14	738,561
Full Year Layoffs	14	749,550
	28	1,488,111

Equalized Total Assessed Value 21,721,751,291

Exemption Code	Exemption Name	Statutory Authority	Number of Exemptions	Total Equalized Value of Exemptions	Percent of Value Exempted
12100	NYS - GENERALLY	RPTL 404(1)	115	453,957,845	2.09
12350	PUBLIC AUTHORITY - STATE	RPTL 412	7	14,491,380	0.07
13100	CO - GENERALLY	RPTL 406(1)	99	140,809,217	0.65
13350	CITY - GENERALLY	RPTL 406(1)	119	82,844,420	0.38
13360	AQUEDUCTS OF NYC WATER SUPPLY	RPTL 406(4)	2	7,260,885	0.03
13440	CITY O/S LIMITS - SEWER OR WATER	RPTL 406(3)	7	1,141,037	0.01
13500	TOWN - GENERALLY	RPTL 406(1)	386	96,848,204	0.44
13650	VG - GENERALLY	RPTL 406(1)	74	39,789,185	0.18
13740	VG O/S LIMITS - SEWER OR WATER	RPTL 406(3)	10	1,021,400	0.00
13800	SCHOOL DISTRICT	RPTL 408	77	352,080,750	1.62
13850	BOCES	RPTL 408	5	2,343,300	0.01
13870	SPEC DIST USED FOR PURPOSE ESTAB	RPTL 410	24	18,016,111	0.08
14110	USA - SPECIFIED USES	STATE L 54	14	8,152,260	0.04
18020	MUNICIPAL INDUSTRIAL DEV AGENCY	RPTL 412-a	28	102,557,041	0.47
18080	MUN HSNG AUTH-FEDERAL/MUN AIDED	PUB HSNG L 52(3)&(5)	2	13,131,000	0.06
21600	RES OF CLERGY - RELIG CORP OWNER	RPTL 462	48	20,198,521	0.09
25110	NONPROF CORP - RELIG(CONST PROT)	RPTL 420-a	445	447,453,921	2.06
25120	NONPROF CORP - EDUCL(CONST PROT)	RPTL 420-a	176	129,084,449	0.59
25130	NONPROF CORP - CHAR (CONST PROT)	RPTL 420-a	82	30,865,221	0.14
25210	NONPROF CORP - HOSPITAL	RPTL 420-a	36	41,017,367	0.19
13870	SPEC DIST USED FOR PURPOSE ESTAB	RPTL 410	29	11,562,624	0.05
13890	PUBLIC AUTHORITY - LOCAL	RPTL 412	2	2,226,711	0.01
14100	USA - GENERALLY	RPTL 400(1)	4	756,400	0.00
14110	USA - SPECIFIED USES	STATE L 54	2	1,061,000	0.00
25230	NONPROF CORP - MORAL/MENTAL IMP	RPTL 420-a	62	40,042,879	0.18
25300	NONPROF CORP - SPECIFIED USES	RPTL 420-b	91	29,887,138	0.14
26050	AGRICULTURAL SOCIETY	RPTL 450	17	3,789,086	0.02
26100	VETERANS ORGANIZATION	RPTL 452	16	3,790,668	0.02
26250	HISTORICAL SOCIETY	RPTL 444	28	3,294,233	0.02
26300	INTERDENOMINATIONAL CENTER	RPTL 430	2	1,169,697	0.01
26400	INC VOLUNTEER FIRE CO OR DEPT	RPTL 464(2)	108	35,737,789	0.16
27350	PRIVATELY OWNED CEMETERY LAND	RPTL 446	108	14,272,765	0.07
25210	NONPROF CORP - HOSPITAL	RPTL 420-a	3	3,951,515	0.02

Equalized Total Assessed Value 21,721,751,291

Exemption Code	Exemption Name	Statutory Authority	Number of Exemptions	Total Equalized Value of Exemptions	Percent of Value Exempted
25230	NONPROF CORP - MORAL/MENTAL IMP	RPTL 420-a	109	51,552,093	0.24
32252	NYS OWNED REFORESTATION LAND	RPTL 534	3	5,074,315	0.02
32301	NYS LAND TAXABLE FOR SCHOOL ONLY	RPTL 536	20	10,109,905	0.05
33201	TAX SALE - COUNTY OWNED	RPTL 406(5)	7	89,340	0.00
38260	MUN HSNG AUTH -NYS AIDED	PUB HSNG L 52(4)&(5)	6	15,734,600	0.07
41101	VETS EX BASED ON ELIGIBLE FUNDS	RPTL 458(1)	350	15,260,585	0.07
41102	VETS EX BASED ON ELIGIBLE FUNDS	RPTL 458(1)	61	185,471	0.00
41111	VET PRO RATA: FULL VALUE ASSMT	RPTL 458(5)	5	5,464	0.00
41121	ALT VET EX-WAR PERIOD-NON-COMBAT	RPTL 458-a	1,270	31,183,897	0.14
41122	ALT VET EX-WAR PERIOD-NON-COMBAT	RPTL 458-a	2,279	55,893,528	0.26
41131	ALT VET EX-WAR PERIOD-COMBAT	RPTL 458-a	1,165	46,913,339	0.22
27350	PRIVATELY OWNED CEMETERY LAND	RPTL 446	31	2,085,093	0.01
28120	NOT-FOR-PROFIT HOUSING CO	RPTL 422	5	13,994,134	0.06
28540	NOT-FOR-PROFIT HOUS CO - HOSTELS	RPTL 422	18	6,743,134	0.03
28550	NOT-FOR-PROFIT HOUS CO-SR CITS CTR	RPTL 422	6	21,650,976	0.10
29500	PERFORMING ARTS BUILDING	RPTL 427	2	1,216,957	0.01
41171	COLD WAR VETERANS (DISABLED)	RPTL 458-b	7	164,401	0.00
41172	COLD WAR VETERANS (DISABLED)	RPTL 458-b	9	133,884	0.00
41300	PARAPLEGIC VETS	RPTL 458(3)	3	978,211	0.00
41400	CLERGY	RPTL 460	41	258,283	0.00
41700	AGRICULTURAL BUILDING	RPTL 483	62	11,850,589	0.05
41720	AGRICULTURAL DISTRICT	AG-MKT'S L 305	1,026	113,104,411	0.52
41730	AGRIC LAND-INDIV NOT IN AG DIST	AG MKTS L 306	129	14,193,269	0.07
41750	AG LAND ELIGIBLE FOR AG ASSMT	AG-MKTS 305(7)	10	23,518	0.00
41800	PERSONS AGE 65 OR OVER	RPTL 467	62	4,302,572	0.02
41131	ALT VET EX-WAR PERIOD-COMBAT	RPTL 458-a	36	1,219,238	0.01
41132	ALT VET EX-WAR PERIOD-COMBAT	RPTL 458-a	2,136	85,236,565	0.39
41141	ALT VET EX-WAR PERIOD-DISABILITY	RPTL 458-a	319	12,199,995	0.06
41142	ALT VET EX-WAR PERIOD-DISABILITY	RPTL 458-a	395	15,670,203	0.07
41151	COLD WAR VETERANS (10%)	RPTL 458-b	46	368,000	0.00
41152	COLD WAR VETERANS (10%)	RPTL 458-b	197	1,564,748	0.01
41801	PERSONS AGE 65 OR OVER	RPTL 467	210	10,663,314	0.05
41802	PERSONS AGE 65 OR OVER	RPTL 467	852	44,784,079	0.21

Equalized Total Assessed Value 21,721,751,291

Exemption Code	Exemption Name	Statutory Authority	Number of Exemptions	Total Equalized Value of Exemptions	Percent of Value Exempted
41800	PERSONS AGE 65 OR OVER	RPTL 467	1,385	109,372,938	0.50
41801	PERSONS AGE 65 OR OVER	RPTL 467	171	13,370,528	0.06
41900	PHYSICALLY DISABLED	RPTL 459	3	82,110	0.00
41901	PHYSICALLY DISABLED	RPTL 459	3	184,700	0.00
41930	DISABILITIES AND LIMITED INCOMES	RPTL 459-c	59	5,350,561	0.02
41931	DISABILITIES AND LIMITED INCOMES	RPTL 459-c	42	2,719,755	0.01
41932	DISABILITIES AND LIMITED INCOMES	RPTL 459-c	85	5,418,668	0.02
41935	DISABILITIES AND LIMITED INCOMES	RPTL 459-c	15	1,558,450	0.01
42100	SILOS, MANURE STORAGE TANKS,	RPTL 483-a	3	8,472	0.00
42120	TEMPORARY GREENHOUSES	RPTL 483-c	2	3,500	0.00
42130	FARM OR FOOD PROCESSING LABOR CAMPS	RPTL 483-d	50	2,889,858	0.01
47200	RAILROAD - PARTIALLY EXEMPT	RPTL 489-d&dd	5	34,261,365	0.16
47450	FOREST/REF LAND - FISHER ACT	RPTL 480	12	2,221,977	0.01
47460	FOREST LAND CERTD AFTER 8/74	RPTL 480-a	159	18,609,523	0.09
41802	PERSONS AGE 65 OR OVER	RPTL 467	340	16,597,262	0.08
41805	PERSONS AGE 65 OR OVER	RPTL 467	213	16,381,166	0.08
41822	LIVING QUARTERS FOR PARENTS AND GRANL	RPTL 469	15	783,269	0.00
47460	FOREST LAND CERTD AFTER 8/74	RPTL 480-a	100	14,254,732	0.07
47500	CONS EASMT, PERPETUAL	RPTL 491	1	75,000	0.00
47600	BUSINESS INVESTMENT PROPERTY PRE 8/5/9	RPTL 485-b	2	34,621	0.00
47610	BUSINESS INVESTMENT PROPERTY POST 8/5/	RPTL 485-b	64	7,563,758	0.03
47611	BUSINESS INVESTMENT PROPERTY POST 8/5/	RPTL 485-b	32	2,207,334	0.01
47615	BUSINESS INVESTMENT PROPERTY POST 8/5/	RPTL 485-b	38	10,371,943	0.05
47670	PROPERTY IMPRVMT IN EMPIRE ZONE	RPTL 485-e	1	2,202,750	0.01
48675	REDEVELOPMENT HOUSING CO	P H F I L 125 & 127	2	1,385,684	0.01
49500	SOLAR OR WIND ENERGY SYSTEM	RPTL 487	16	870,274	0.00
50000	SYSTEM CODE	STATUTORY AUTH NOT DEFINED	45	19,194,874	0.09
50001	SYSTEM CODE	STATUTORY AUTH NOT DEFINED	19	13,551,570	0.06
50002	SYSTEM CODE	STATUTORY AUTH NOT DEFINED	8	0	0.00
50005	SYSTEM CODE	STATUTORY AUTH NOT DEFINED	1	0	0.00

Equalized Total Assessed Value 21,721,751,291

Exemption Code	Exemption Name	Statutory Authority	Number of Exemptions	Total Equalized Value of Exemptions	Percent of Value Exempted
51001	SYSTEM CODE	STATUTORY AUTH NOT DEFINED	240	26,386,043	0.12
Total Exemptions Exclusive of System Exemptions:			15,923	3,016,794,128	13.89
Total System Exemptions:			313	59,132,487	0.27
Totals:			16,236	3,075,926,615	14.16

Values have been equalized using the Uniform Percentage of Value. The Exempt amounts do not take into consideration, payments in lieu of taxes or other payments for municipal services.

Amount, if any, attributable to payments in lieu of taxes: _____

